

Global Health Estimates

Dr. Latefa Dardas



1

- WHO's Global Health Estimates (GHEs) provide the latest available data on causes of death and disability globally, by WHO region and country, by age, sex and by income group.
- These estimates are produced using data from multiple sources, including national vital registration data, latest estimates from WHO technical programmes, United Nations partners and inter-agency groups, the Global Burden of Disease and other scientific studies. Before publishing, the GHE are reviewed by WHO Member States via consultation with national focal points and WHO country and regional offices.
- The latest global, regional and country-level cause-specific mortality estimates for the year 2000, 2010, 2015 and 2016 are available by the WHO.

2

❖ **The WHO uses 3 broad category definitions for causes of death and disability :**

1. **The first category is a broad term for communicable disease with maternal, perinatal and nutritional conditions.** Maternal conditions refer to any cause of death during pregnancy and labor. Perinatal conditions refer to death that occurs in the child during or just after birth, such as birth asphyxia, and low birth weight. Nutritional conditions refer to caloric malnutrition and micronutrient deficiencies that may lead to death.
2. **The second category is noncommunicable diseases,** such as heart attacks, stroke, and cancer.
3. **The third category is injuries,** including motor vehicle accidents, homicide, and suicide.

3

- In developed countries, 77% of deaths are from non-communicable disease, 14% of deaths are from communicable disease, and 9% of deaths from injuries.
- In developing countries, 55% of deaths are from communicable disease, 37% of deaths are from non-communicable disease, and 8% from injuries.
- Communicable disease is still a disproportionate burden in developing countries.
- Non-communicable disease plays a role in both developed and developing countries.

4

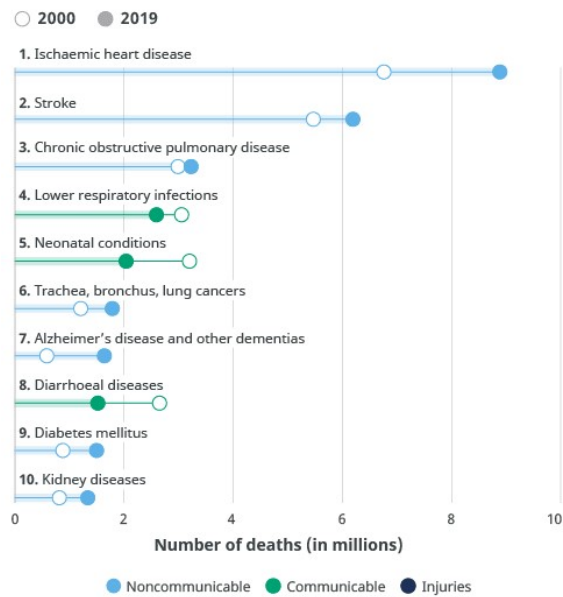
Why do we need to know the reasons people die?

- It is important to know why people die to improve how people live. Measuring how many people die each year helps to assess the effectiveness of our health systems and direct resources to where they are needed most. For example, mortality data can help focus activities and resource allocation among sectors such as transportation, food and agriculture, and the environment as well as health.
- According to the WHO, COVID-19 has highlighted the importance for countries to invest in civil registration and vital statistics systems to allow daily counting of deaths, and direct prevention and treatment efforts. It has also revealed inherent fragmentation in data collection systems in most low-income countries, where policy-makers still do not know with confidence how many people die and of what causes.

Top 10 Global Causes of Death in 2019



Leading causes of death globally



Top 10 global causes of death in 2019

- In 2019, the top 10 causes of death accounted for 55% of the 55.4 million deaths worldwide.
- The top global causes of death are associated with three broad topics: cardiovascular (ischaemic heart disease, stroke), respiratory (chronic obstructive pulmonary disease, lower respiratory infections) and neonatal conditions – which include birth asphyxia and birth trauma, neonatal sepsis and infections, and preterm birth complications.
- At a global level, 7 of the 10 leading causes of deaths in 2019 were noncommunicable diseases. These seven causes accounted for 44% of all deaths or 80% of the top 10. However, all noncommunicable diseases together accounted for 74% of deaths globally in 2019.

Top 10 global causes of death in 2019

- The world's biggest killer is ischaemic heart disease, responsible for 16% of the world's total deaths. Since 2000, the largest increase in deaths has been for this disease, rising by more than 2 million to 8.9 million deaths in 2019. Stroke and chronic obstructive pulmonary disease are the 2nd and 3rd leading causes of death, responsible for approximately 11% and 6% of total deaths respectively.
- Lower respiratory infections remained the world's most deadly communicable disease, ranked as the 4th leading cause of death. However, the number of deaths has gone down substantially: in 2019 it claimed 2.6 million lives, 460 000 fewer than in 2000.

Top 10 global causes of death in 2019

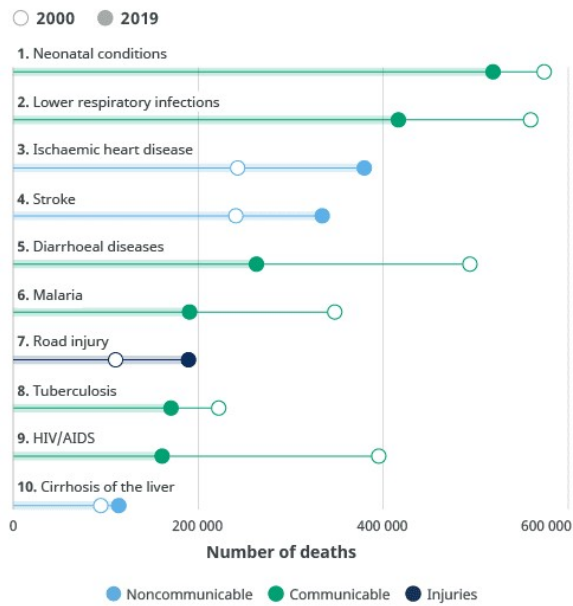
- Neonatal conditions are ranked 5th. However, deaths from neonatal conditions are one of the categories for which the global decrease in deaths in absolute numbers over the past two decades has been the greatest: these conditions killed 2 million newborns and young children in 2019, 1.2 million fewer than in 2000.
- Deaths from noncommunicable diseases are on the rise. Trachea, bronchus and lung cancers deaths have risen from 1.2 million to 1.8 million and are now ranked 6th among leading causes of death.

Leading Causes of Death by Income Group*



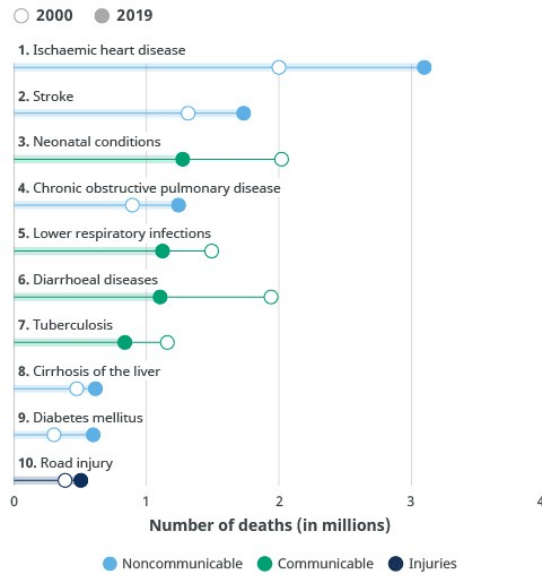
* Note: For more info on the WHO country classifications, see: <https://datahelpdesk.worldbank.org/knowledgebase/articles/906519-world-bank-country-and-lending-groups>

Leading causes of death in low-income countries



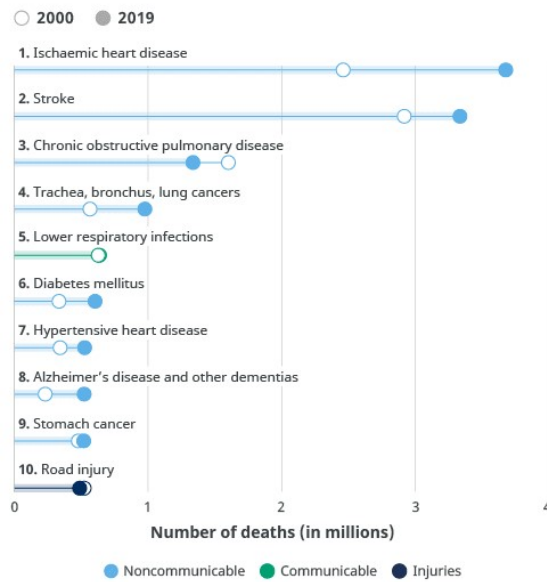
Source: WHO Global Health Estimates. Note: World Bank 2020 income classification.

Leading causes of death in lower-middle-income countries



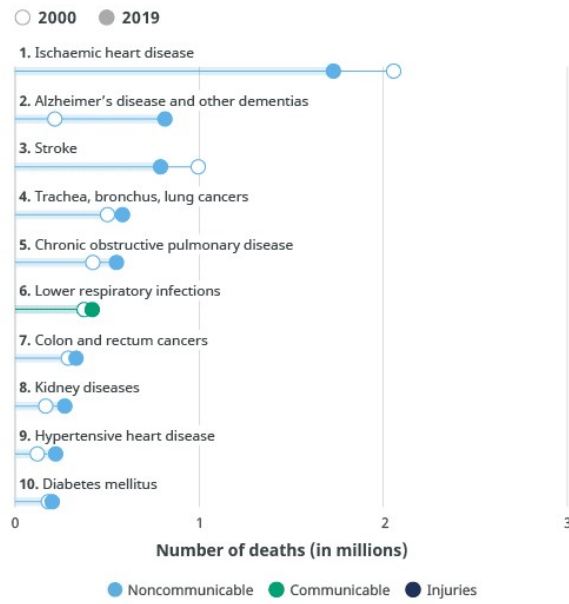
Source: WHO Global Health Estimates. Note: World Bank 2020 income classification.

Leading causes of death in upper-middle-income countries



Source: WHO Global Health Estimates. Note: World Bank 2020 income classification.

Leading causes of death in high-income countries

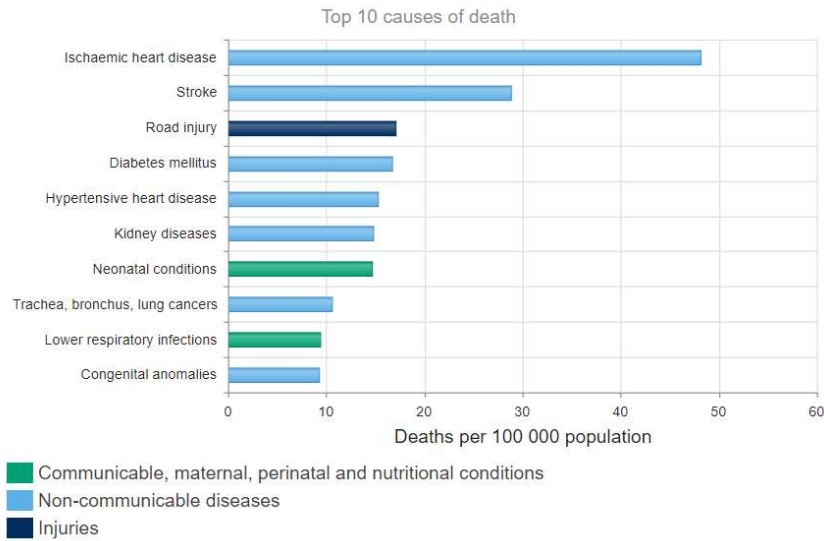


Source: WHO Global Health Estimates. Note: World Bank 2020 income classification.

Top 10 Causes of Death in Jordan (2019)

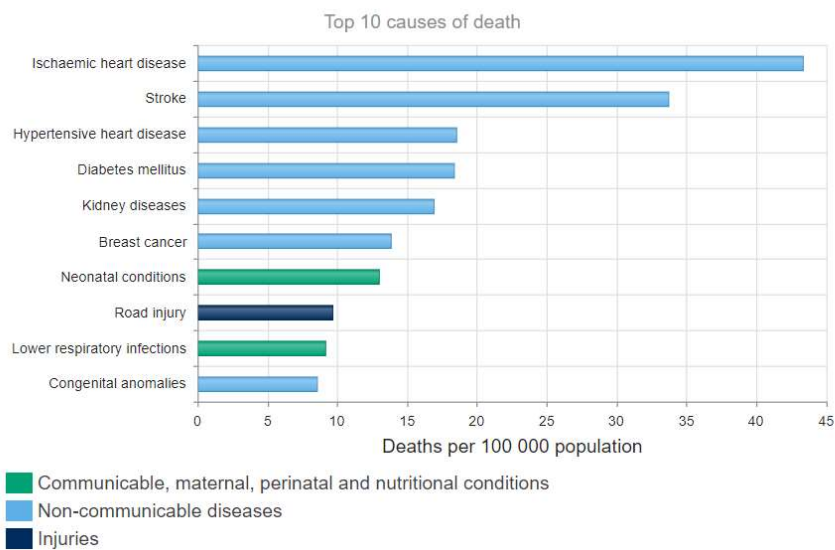


Top 10 causes of death in Jordan for both sexes aged all ages (2019)



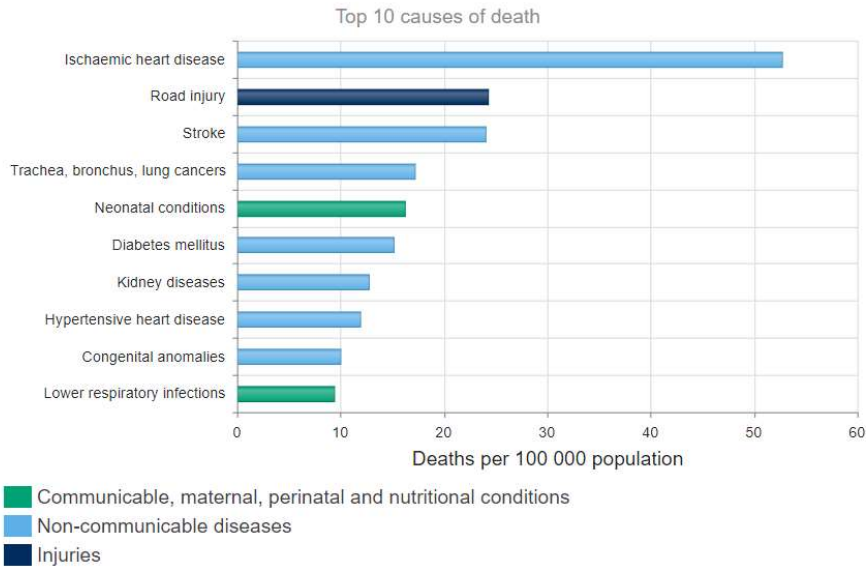
17

Top 10 causes of death in Jordan for females aged all ages (2019)



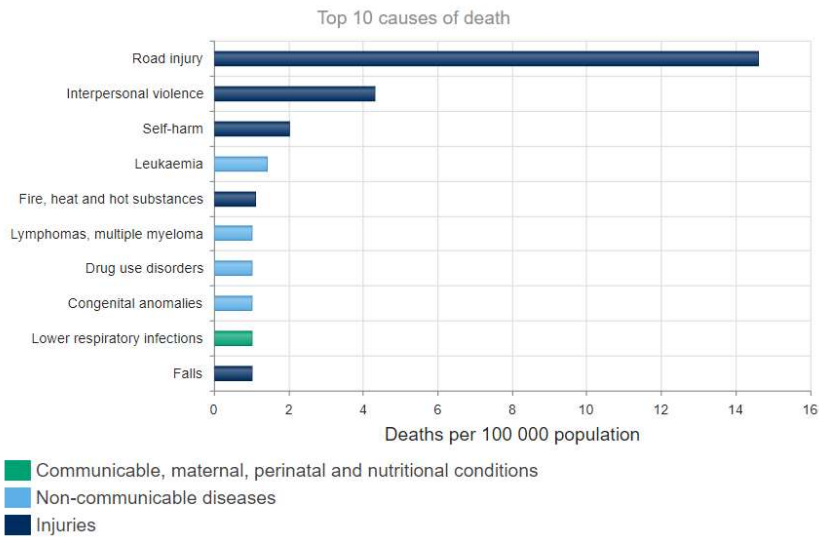
18

Top 10 causes of death in Jordan for males aged all ages (2019)



19

Top 10 causes of death in Jordan for both sexes aged 20 to 24 years (2019)



20

Top Causes of Disability



21

- **WHO cites...People are living longer – but with more disability.**
- The estimates further confirm the growing trend for longevity: in 2019, people were living more than 6 years longer than in 2000, with a global average of more than 73 years in 2019 compared to nearly 67 in 2000. But on average, only 5 of those additional years were lived in good health.
- Indeed, disability is on the rise. To a large extent, the diseases and health conditions that are causing the most deaths are those that are responsible for the greatest number of healthy life-years lost. Heart disease, diabetes, stroke, lung cancer and chronic obstructive pulmonary disease were collectively responsible for nearly 100 million additional healthy life-years lost in 2019 compared to 2000.
- Injuries are another major cause of disability and death: there has been a significant rise in road traffic injuries in the African region since 2000, with an almost 50% increase in both death and healthy life-years lost. Similar but slightly smaller increases (at around 40%) were also observed for the Eastern Mediterranean region. Globally, deaths from road traffic injuries are 75% male.

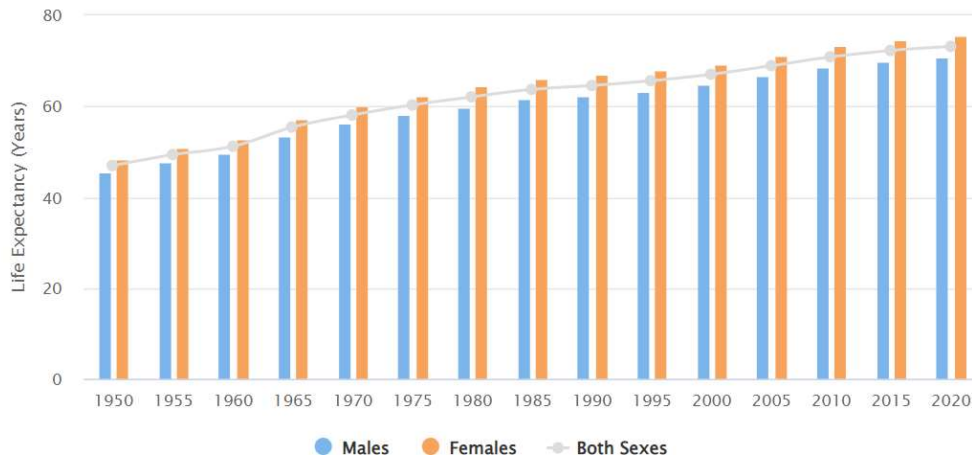
22

Life Expectancy in the World



Life Expectancy in the World from 1955 to Present

Males, Females, and Both Sexes combined



Countries ranked by life expectancy

#	Country	Life Expectancy (both sexes)	Females Life Expectancy	Males Life Expectancy
1	Hong Kong	85.29	88.17	82.38
2	Japan	85.03	88.09	81.91
3	Macao	84.68	87.62	81.73
4	Switzerland	84.25	86.02	82.42
5	Singapore	84.07	86.15	82.06
95	Jordan	75.01	76.82	73.28

25

Life Expectancy in Jordan

 BOTH SEXES

75.0 years
(life expectancy at birth,
both sexes combined)

 FEMALES

76.8 years
(life expectancy at birth,
females)

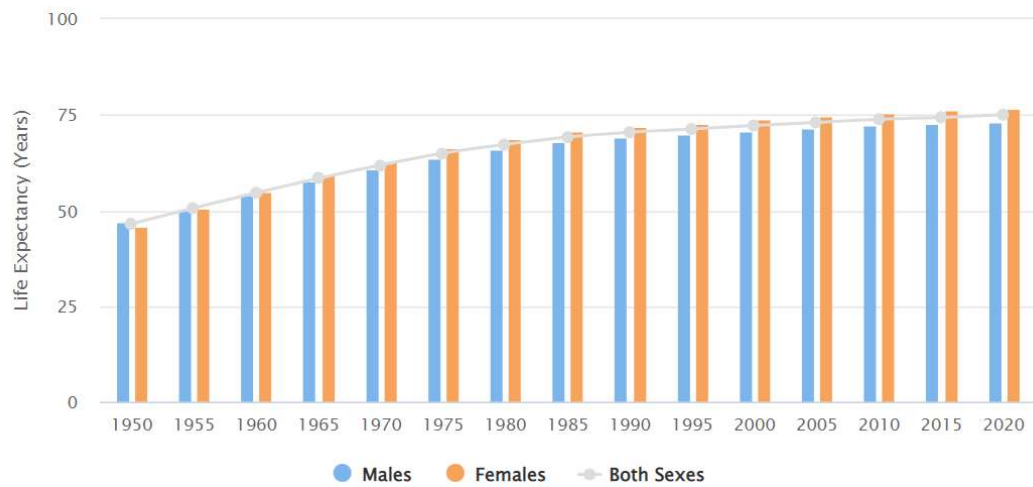
 MALES

73.3 years
(life expectancy at birth,
males)

26

Life Expectancy in Jordan from 1955 to Present

Males, Females, and Both Sexes combined



27

Infant Mortality Rate and Deaths of Children under 5 Years Old in Jordan

 INFANT MORTALITY

12.8

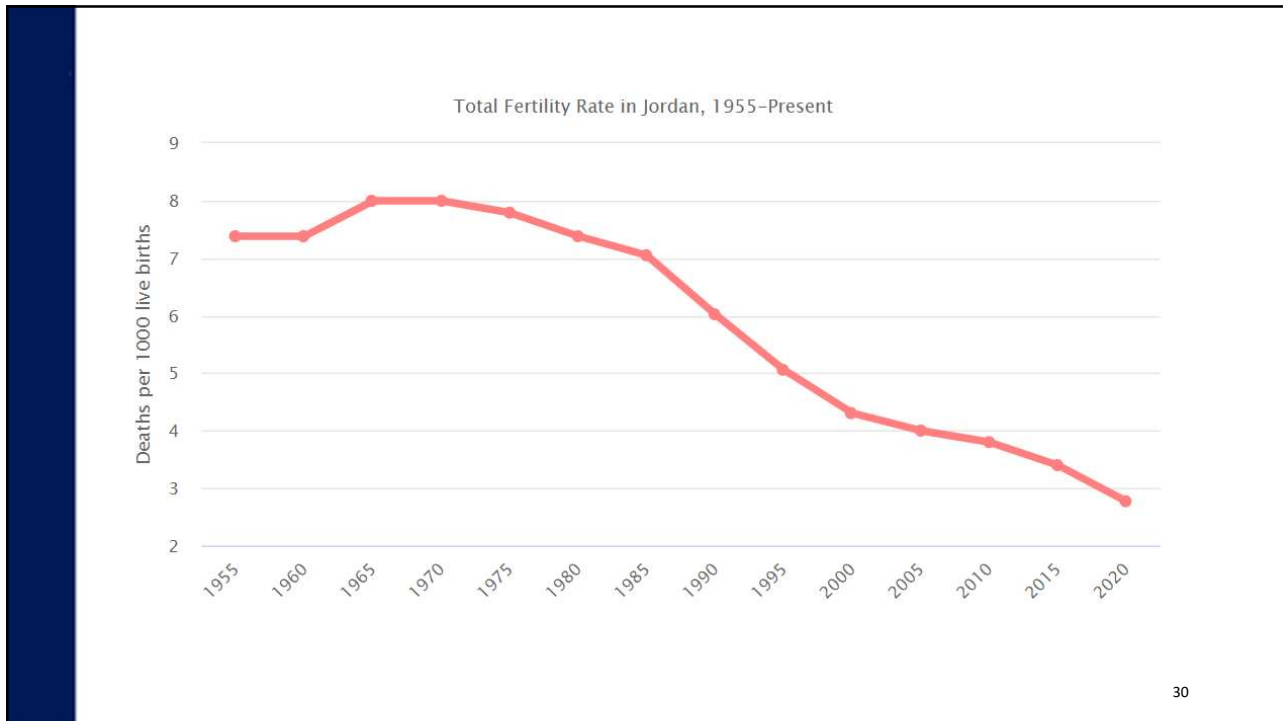
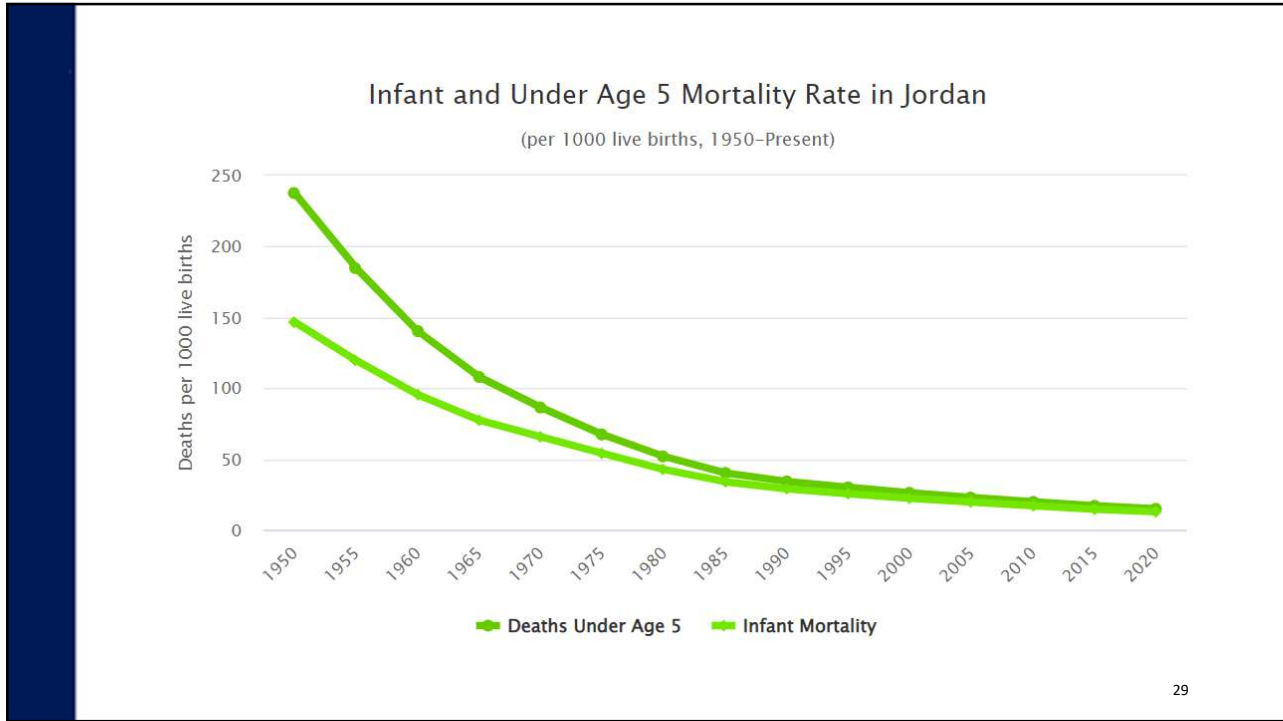
(infant deaths per 1,000 live births)

 DEATHS UNDER AGE 5

14.9

(per 1,000 live births)

28



Jordan Metrics

- The current population of Jordan is 10,376,570 as of Monday, March 21, 2022, based on Worldometer elaboration of the latest United Nations data.
- Jordan 2020 population is estimated at 10,203,134 people at mid year according to UN data.
- Jordan population is equivalent to 0.13% of the total world population.
- Jordan ranks number 88 in the list of countries (and dependencies) by population.
- The population density in Jordan is 115 per Km² (298 people per mi²).
- Total fertility rate in Jordan is 2.8 (Live Births per Woman).
- The total land area is 88,780 Km² (34,278 sq. miles)
- 91.5 % of the population is urban (9,332,603 people in 2020)
- The median age in Jordan is 23.8 years.